



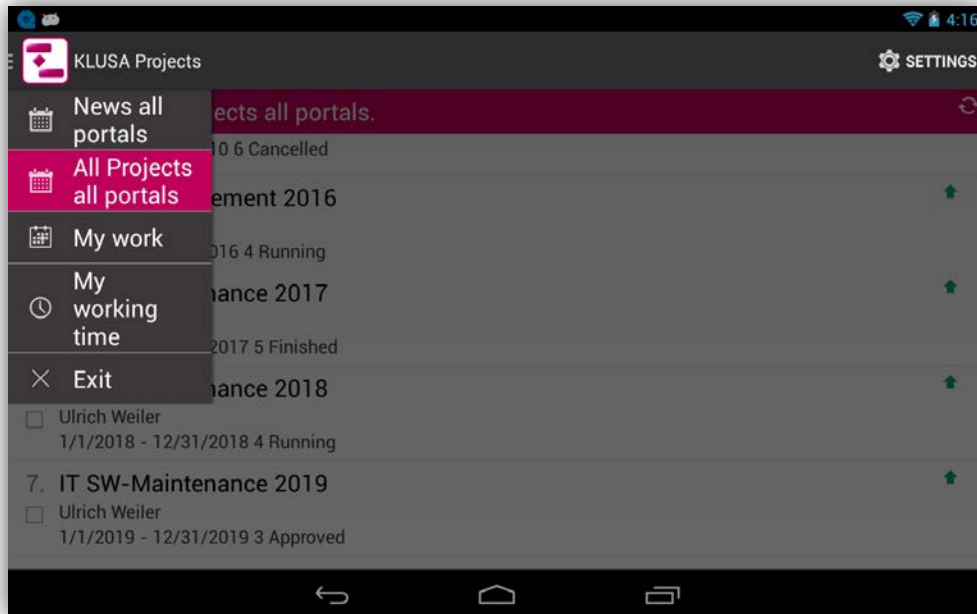
DATA SHEET

KLUSA Mobile App

In the era of smartphones and tablets, more and more business applications stumble upon the need to make project data available to mobile clients. As with "normal" web clients, the following questions are in the spotlight:

- Is the project on budget?
- Which milestones are due?
- What about the current time accountings and the remaining effort for work packages?
- Which projects have assigned resources?
- Which tasks are up next?

The KLUSA Mobile App

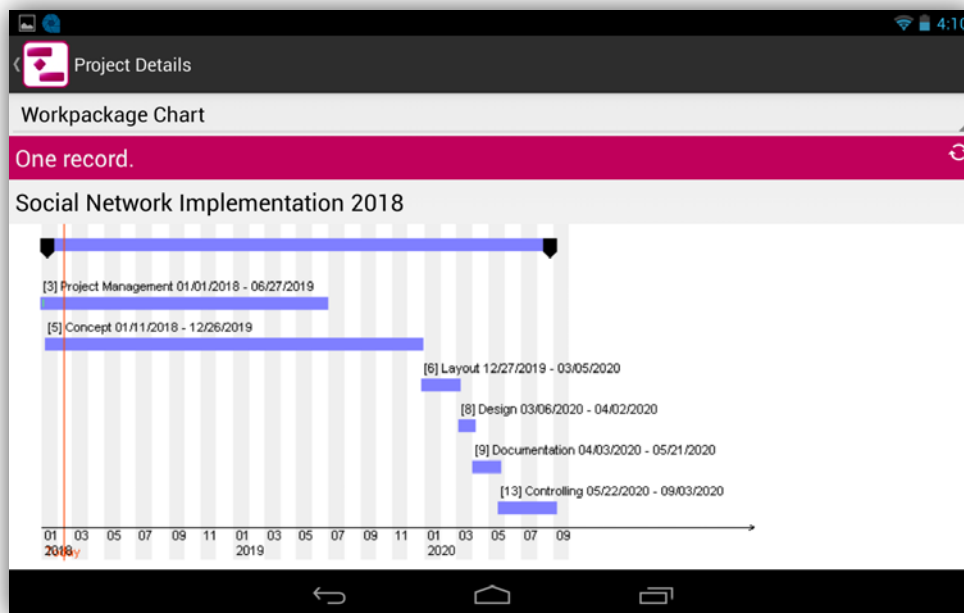


Project overview of all portals

The KLUSA app offers the following functions:

- **News all portals** shows messages from the module My KLUSA
- **All projects all portals** for viewing projects and creating individual collections
- **My work** as an overview of planned assignments as project team member
- **My working time** to for time accounting, functionality to add projects for accounting
- Creation of own project collections of for a quick personal overview
- View of the project elements *General, Milestone Chart, Work Package Chart, Scope, Team, Schedule, Resources, Costs, Reports, and Time Accounting* from **All Projects all portals** and from individual collections and
- various user-related settings

Projects



Work package chart for the selected project

The KLUSA icon opens the KLUSA **All Projects** drop-down menu. Here you can find select a project from **All Projects** or collections. Clicking on a project opens the *General* data of the selected project. In the **Project Details** drop-down menu you can open the following views:

- *General*: Basic project data information on dates, subordinate projects and other assigned attributes.
- *Milestone Chart*: timeline with milestones and their planned and actual data,
- *Work package Chart*: Gantt chart with work packages, their progress and subprojects
- *Scope*: Goal, approach, deliverables and business benefit of the project.
- *Team*: List of project team members and groups with their roles
- *Schedule*: Milestones and work packages including subprojects with status, dates and other data on the selected node
- *Resources*: Requested resources of the project and any subprojects. Work packages, status and total effort are always displayed; pools, skills and resources can be shown and hidden for display
- *Costs*: cost situation of the project including plan and actual costs
- *Reports*: Management and team reports of the project with date, status, as well as accomplishments, disappointments, critical issues and next steps.
- *Time Accounting*: accountings of the project members with plan vs. actual deviations; the desired period as well as the display of the plan / actual values, accountings and number of hours per day can be specified in the settings.

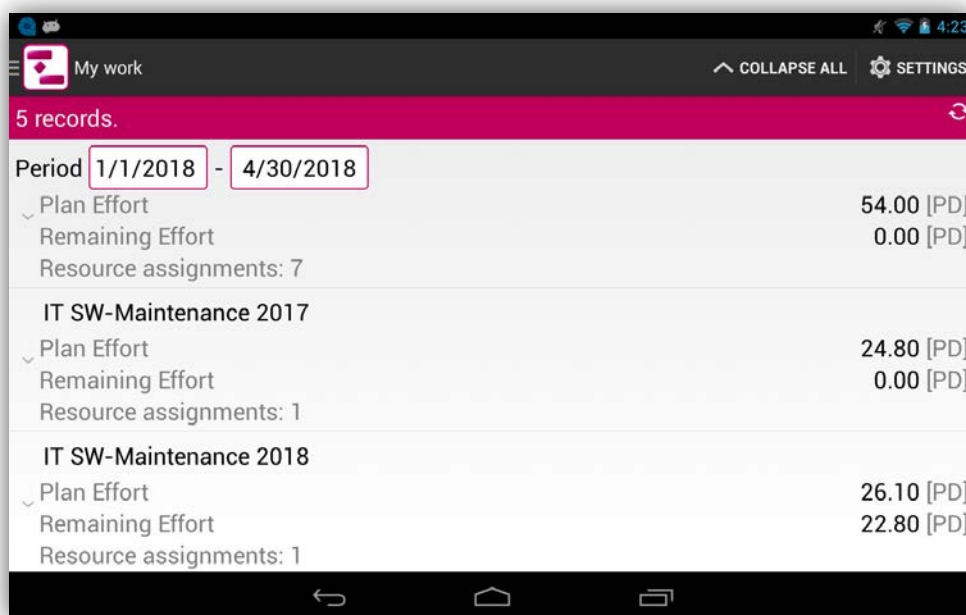
Collections

If a checkbox is activated for a project, the menu to manage collections appears. Collections serve as an individual compilation of projects for the quick access to frequently required project data. These projects can be added to collection and are also available for time accounting.

The following menu items exist:

- *Add to collection*
- *Create new collection*
- *Remove from collection*
- *Time keeping*

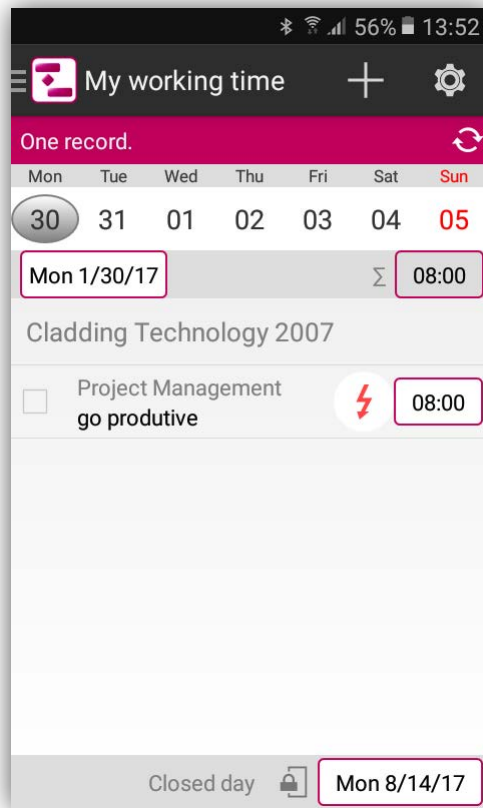
My Work



Planned projects and work packages of the project team member

Here you will find data on the period, booking status and effort for projects where the user is planned in. The start and end dates of the displayed period can be set.

My working time



Overview of time accountings for the project manager (portrait mode)

Here, you can find the projects where currently can account time on. The displayed period can be set. Clicking on a work package opens a dialog to select or enter working time. In addition, a description of the activity can be entered. After entering the working time, the symbol of a pen appears next to the record as an indication that there are not yet saved changes.

A click on the plus symbol (+) opens a drop-down menu to add further projects for accounting.

More functions

- **Expand / Collapse:** Clicking on an overview element reduces or expands the respective overview item.
- **Refresh:** This icon compares the local KLUSA database manually with the database of the web application. With an active mobile connection, this happens or automatically every time you save or whenever a record is updated manually. If there is no connection, this will be done with the next mobile connection.
- **Pen:** This icon indicates that a record has been edited but not yet saved.
- **Flash:** This icon indicates that a data record has only been stored locally so far, but there have been problems with the synchronization with the database of the web application. It also tells you which sort of problem occurred.

Settings

In the **Settings** menu, there are the sections *Version*, *Server Application and Account (Login)*, *Portal Selection* and *Settings*. *Version* shows version and built number. In *Server Application and Account*, already connected KLUSA instances can be activated or a new connection can be added via application name, host ID and service URL. In *Portal Selection* the desired portal of the KLUSA instance can be activated. In the general *Settings* you can decide if you want to work only over WLAN, cellular connection or offline.

Requirements

The KLUSA app is available in the Google Play Store, requires at least Android 4.4.0 and can be used together with an existing KLUSA installation. The KLUSA Mobile App can require the licensing of the corresponding web service on KLUSA "stand-alone" or SaaS instances. You can purchase the licenses at OPUS Business Solutions GmbH.

Summary

The KLUSA Mobile App for Android offers mobile access to the multi-project management software KLUSA. In addition to time recording, the app also offers a view of all projects where the user has privileges. Currently, there is read-only access to KLUSA project data. Time accounting data between KLUSA Mobile App and KLUSA database is synchronized via web service.

This way, team members can easily and quickly account the time they spent on work packages in the company's intranet or mobile on the road. The accounted effort is automatically available as work progress and as actual costs in KLUSA using fixed cost rates.

Please contact us! We would like to show you how the KLUSA app can be used successfully in your company.



Project Management Software & Consulting

OPUS Business Solutions GmbH

Landsberger Str. 290
80687 Munich
Germany

Phone +49 89 45229 100
Fax +49 89 45229 399
E-mail info@klusa.com
Web www.klusa.com

© OPUS Business Solutions GmbH 2018. All rights reserved.

Document is subject to change. Information in this document is provided with greatest care. However no guarantee can be given for correctness and completeness of this information.

Microsoft Internet Explorer, Edge, Office, Word, Excel, PowerPoint and Project are registered trademarks of Microsoft Corporation.

Intel is a registered trademark of Intel Corporation.

Chrome is a registered trademark of Google Cooperation.

Firefox is a registered trademark of Mozilla Cooperation.

Oracle is a registered trademark of Oracle Cooperation.

Apache Flex is a registered trademark of Apache Software Foundation.

Adobe Flash Player is a registered trademark of Adobe Corporation.

SAP is a registered trademark of SAP AG.