



## DATA SHEET

---

### KLUSA Mobile App

In addition to the sophisticated and comprehensive KLUSA Web Client that can be used with all common web browsers, OPUS also provides a mobile app offering the following features:

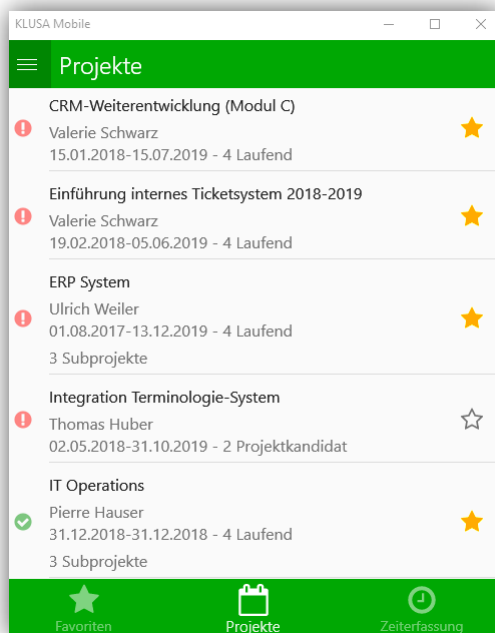
- Navigation within existing project structures (program, project, subproject)
- Quick access to projects using the favorites function
- Colored charts for a quick overview of the project status
- Time accounting on projects and work packages
- Using multiple user accounts and KLUSA instances in one app
- Fresh & modern appearance
- Clarity & improved user experience
- Available for Google Android, Apple iOS and Microsoft Windows 10

## Functions of the KLUSA Mobile App

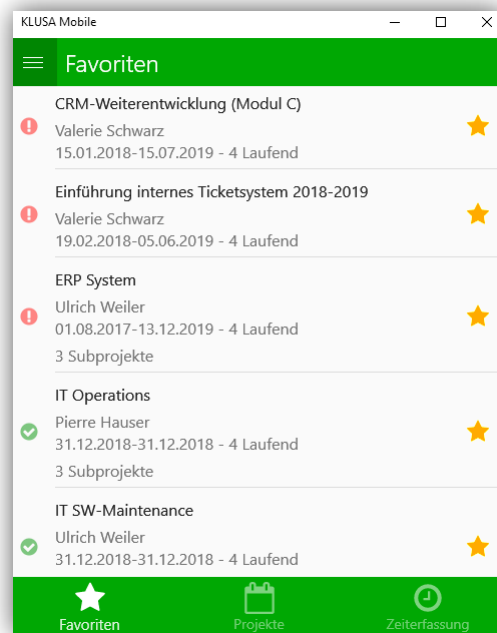
The KLUSA Mobile App offers the following functions:

- List of all **Projects** of a selected portal for viewing projects and creating individual favorites,
- **Favorites** view as an overview of all individually interesting projects,
- View of the project elements **Subprojects**, **General** data, **Scope**, **Time** (with milestone and work package charts), **Costs**, **Benefits**, **Effort** (each with a line chart and a table of aggregated values) from all **Projects** and **Favorites**,
- Time Accounting view to record working hours (includes adding projects for the accountings) and
- various user-related **Settings**

## Projects and Favorites



Overview of all projects

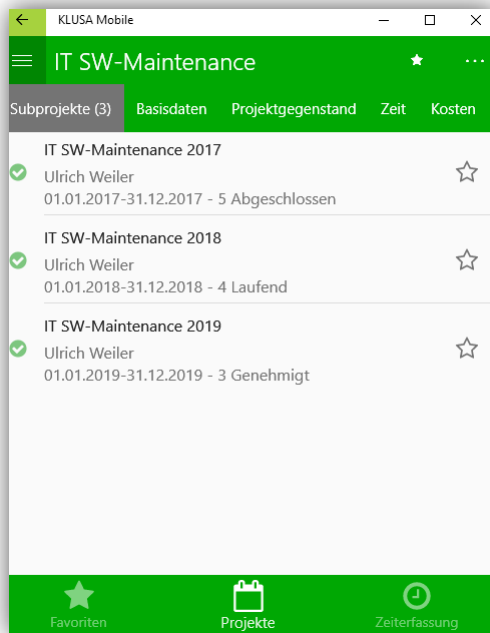


Favorites view

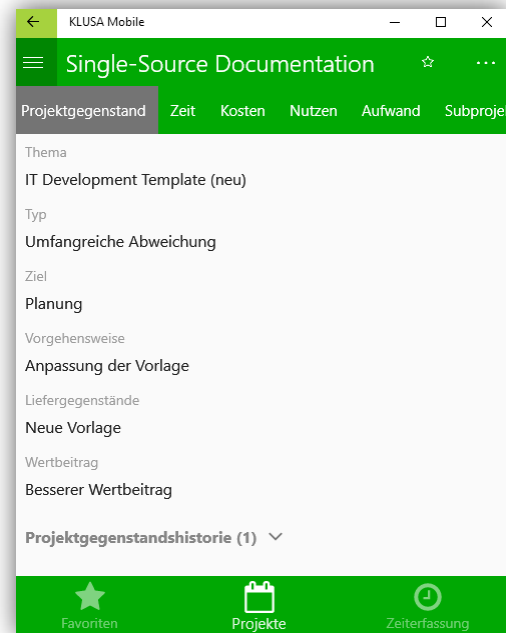
After starting the app, the menu item **Projects** opens. Here, you can find the projects of the selected portal. A click on the stars generates your individual favorites. This way, you can create an already filtered personal list of all interesting projects.

Clicking such a project here or in the favorites, opens the last selected tab either of the selected project or its subprojects.

## Project views



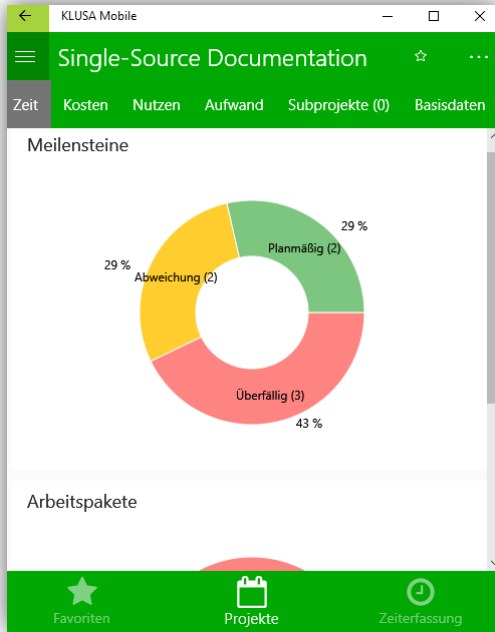
Overview subprojects of a project



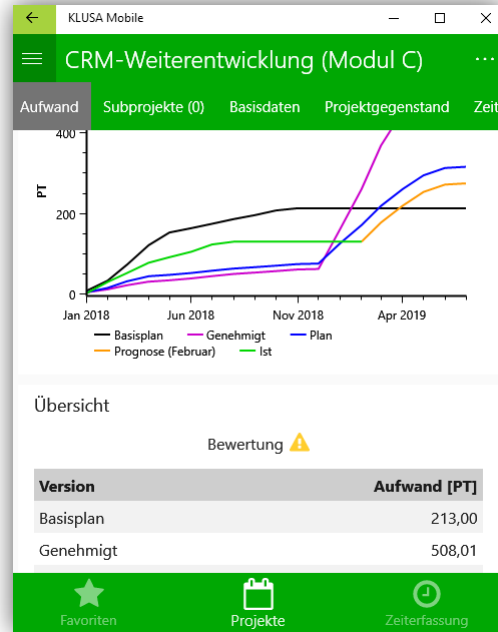
Scope view

When selecting a project, you can view general data, data for subprojects, scope, time, costs, benefits and effort of the respective project swiping the screen to right or left.

- **Subprojects:** information and links to subordinate projects
- **General:** basic information, dates and assigned catalogs
- **Scope:** information on topic, type, goal, approach, deliverables and business benefit of the project
- **Time:** pie charts for deviations of milestones and work packages dates
- **Costs:** cost situation as a line chart and table including plan version values (like e.g. forecast, approved and actual), rating and comment
- **Benefit:** benefit situation as a line chart and table including plan version values (like e.g. forecast, approved and actual), rating and comment
- **Effort:** effort situation in man days as a line chart and table including plan version values (like e.g. forecast, approved and actual), rating and comment



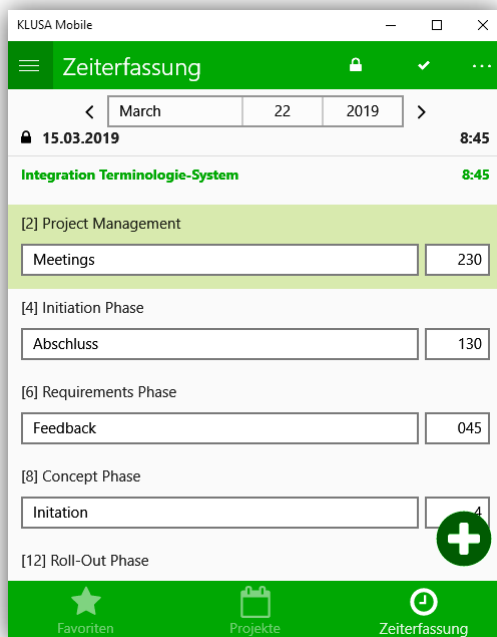
Overview milestones and work packages on schedule



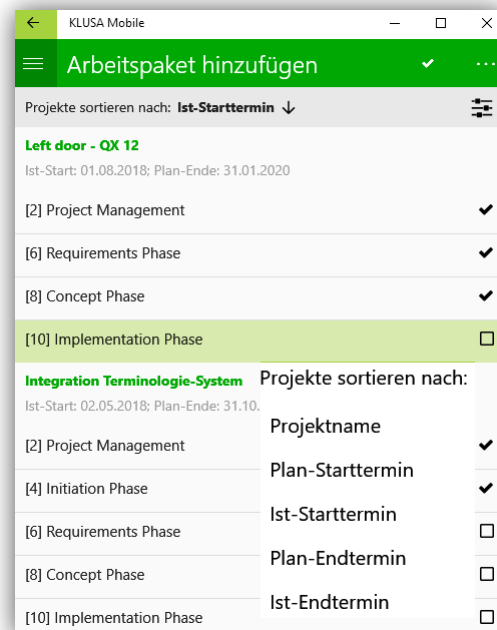
Cost overview including line chart and table

## Time Accounting

The menu item **Time Accounting** opens the respective view to enter working hours and minutes on the work packages of a project; you can also add a comment about your accounting, here. Usually, active work packages of projects are available that you are planned for.

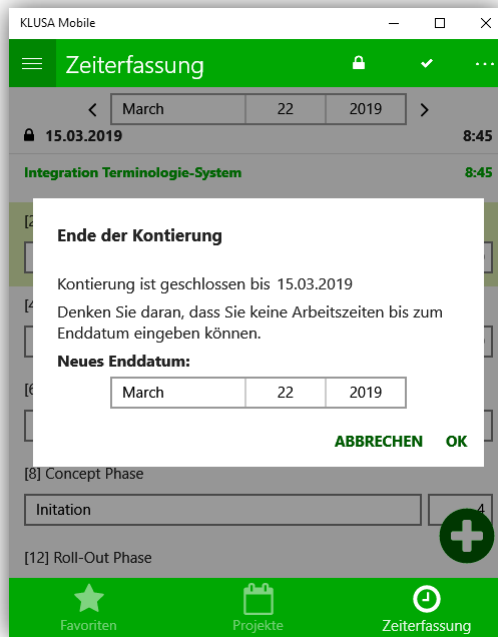


Time accounting view

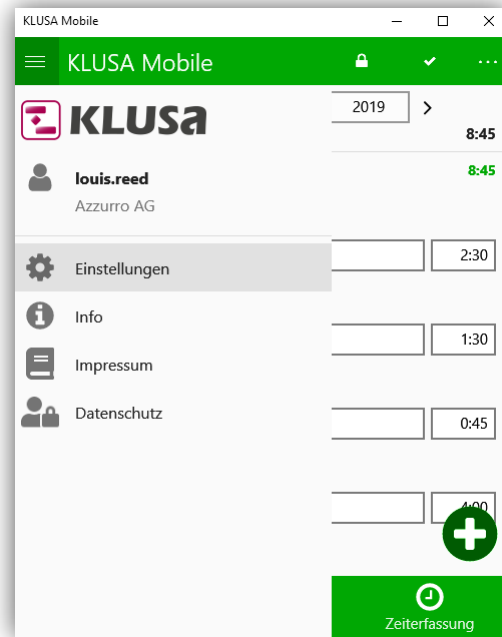


Time accounting view – adding work packages

Clicking the plus icon, you can add work packages of other projects for your accounting using checkboxes. In the case of an extensive project landscape, you can use the slider icon to sort the projects with their work packages by different criteria. You can use the lock icon to close your accounting and thus release them for billing.



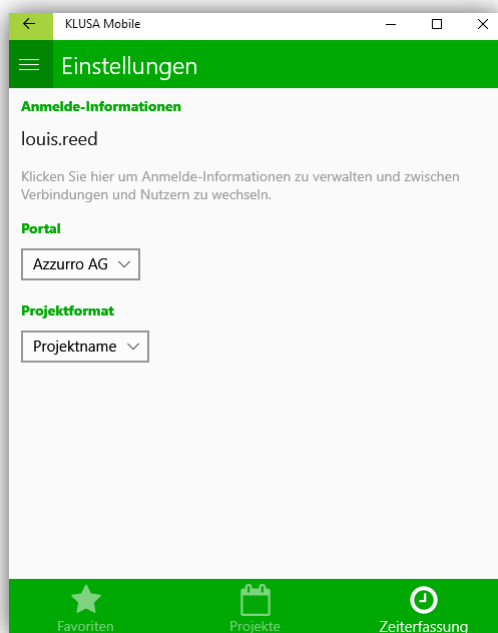
Close time accounting



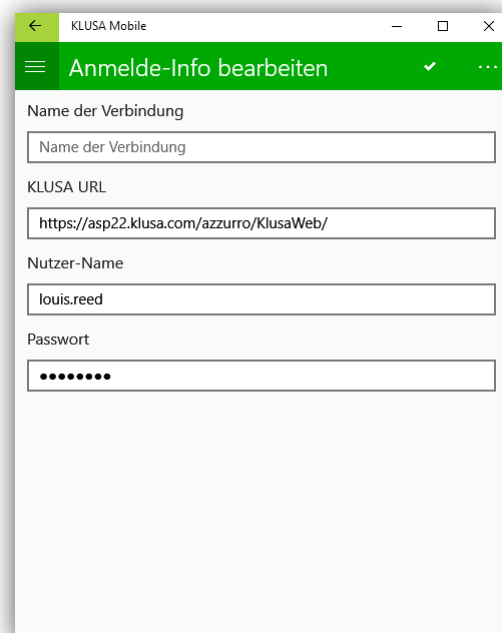
Settings

## Settings


In the **Settings** menu, there are the sections on **Login Credentials**, **Portal** and **Project Format**.



Edit settings



Set connection and user

In the section **Login Credentials**, you can access the editing of the corresponding user with a click. There, you can set or change the name of the connection, KLUSA URL, username and password. Usually, this step is offered automatically after installing the app. Also, another user can be logged on using the  plus icon.

In the **Portal** selection menu, you can change the required portal of the selected KLUSA instance.

In the **Project format** selection menu, you can set the display of the project format by name or code in the **Projects** and **Favorites** view.

## Requirements

The KLUSA mobile app is available for the following operating systems:

- Android from version 4.4.0 in the Google Play Store
- iOS from version 9.3 in the Apple App Store
- Windows from version 10 in the Microsoft Store

The KLUSA mobile app can be used together with an existing KLUSA installation, licensed as KLUSA SaaS (Cloud) or "stand-alone" instance. You can purchase the licenses at OPUS Business Solutions GmbH.

## Summary

The KLUSA Mobile App offers mobile access to project data as well as time accounting of the multi-project management software KLUSA. Currently, there is read-only access to KLUSA project data. Time accounting data between KLUSA Mobile App and KLUSA database is synchronized via web service.

This way, team members can easily and quickly account the time they spent on work packages in the company's intranet or mobile on the road. The accounted effort is automatically available as work progress and as actual costs in KLUSA using fixed cost rates.

Please contact us! We would like to show you how the KLUSA app can be used successfully in your company.



## Project Management Software & Consulting

### OPUS Business Solutions GmbH

Landsberger Str. 290  
80687 Munich  
Germany

Phone +49 89 45229 100  
Fax +49 89 45229 399  
E-mail [info@klusa.com](mailto:info@klusa.com)  
Web [www.klusa.com](http://www.klusa.com)

© OPUS Business Solutions GmbH 2020. All rights reserved.

Document is subject to change. Information in this document is provided with greatest care. However, no guarantee can be given for correctness and completeness of this information.

### As of **January 2020**

Microsoft Internet Explorer, Edge, Office, Word, Excel, PowerPoint and Project are registered trademarks of Microsoft Corporation.

Intel is a registered trademark of Intel Corporation.

Chrome is a registered trademark of Google Cooperation.

Firefox is a registered trademark of Mozilla Cooperation.

Oracle is a registered trademark of Oracle Cooperation.

SAP is a registered trademark of SAP AG.