



KLUSA

Release Notes
KLUSA Version 22.1

KLUSA Version 22.1 – Release Notes

The functionality of KLUSA is continually evolving in new KLUSA versions. As part of the development, please consider the following additions, changes, and discontinuations.

Please note: This document is subject to change and thus only valid in the current version.

Contents:

1.	Announcements.....	4
1.1.	KLUSA Style 2022	4
1.2.	More prominent place for "recently viewed" elements	4
1.3.	Simplification of the project tree.....	4
1.4.	Improvement of filter clearing	4
1.5.	Improvement when changing cell content	5
1.6.	Unification of open/close sections controls	5
1.7.	Optimization of information and warning messages.....	5
1.8.	Renaming with change requests.....	5
1.9.	Changed behavior when double-clicking column separator.....	5
1.10.	Improved information about week	5
1.11.	Stored timeframe	5
1.12.	Microsoft Excel export Project Effort with more project data	6
2.	MyKLUSA.....	6
2.1.	My Overview	6
2.1.1.	Changes to the Dashboard.....	6
2.1.2.	Changes to the Projects tile of the Dashboard	6
3.	Projects	7
3.1.	Overview.....	7
3.1.1.	New drop-down menu Mode.....	7
3.2.	Filter for all children of a folder project	7
3.3.	Dashboard	7
3.3.1.	Changes to the Dashboard.....	7
3.4.	Risks Opportunities Changes Defects	7
3.4.1.	Insert ventures from other project.....	7
3.4.2.	Edit multiple risks and measures.....	7
3.4.3.	Refinement of reporting ventures	7
3.5.	Costs.....	7
3.6.	Change Requests.....	7
3.6.1.	Index tab Dates renamed.....	7
3.7.	Variants	8
3.8.	Exports.....	8
3.8.1.	Sorting in costs exports.....	8
4.	Management	8
4.1.	Overview.....	8
4.1.1.	Changes to the Dashboard.....	8

5.	Administration	8
5.1.	Users & Groups	8
5.1.1.	Work schedules	8
6.	Announcement of discontinuation.....	8
7.	Appendix	8
7.1.	New rights	8

Copyright

Microsoft Edge®, Microsoft SharePoint®, Microsoft Project®, Microsoft Word®, Microsoft Excel® and Microsoft PowerPoint® are registered trademarks of Microsoft Corporation.
 Oracle® is a registered trademark of Oracle Corporation.
 SAP®, SAP PS®, Net weaver®, xRPM®, BW®, cProjects® are registered trademarks of SAP AG.
 Chrome® is a registered trademark of Google Corporation.
 Firefox® is a registered trademark of Mozilla Corporation.
 Safari® a registered trademark of Apple Inc.
 Redis is an open source (BSD licensed), in-memory data structure store, used as a database, cache and message broker.




Special formatting used in this document:

Add	Buttons (if not displayed as icon)
Enter	Keyboard or shortcut
PROJECTS	Menu level 1 (modules)
General	Menu level 2 (tabs)
Diagram	Menu level 3 (index tabs)
Code	Labeling of fields or headings in window
Work in progress	Info not finally available or not yet implemented
Customizing	Customer specific functionality

1. Announcements


1.1. KLUSA Style 2022

We introduced a new modern style called **KLUSA Style 2022**. This style includes comprehensive changes of the KLUSA graphical user interface (GUI). The most obvious changes are:







- No more frames around icons
- **Bold** underscore bars in **customizing** colors instead of file card design for index tabs and grey highlighting on hover for buttons in the toolbars
- Change of cell borders from solid to dotted in lists and tables
- More white space in tables, lists and data trees. The setting **Use compact style for tables** enables the design as before; removal of unnecessary columns and scrollbars at the end of table views
- In general, less separated frames in workspaces and trees
- New arrangement of buttons and inline quick search in element trees
- New prominent button to display/hide the element trees i.e., projects, pools, etc.; new styled button for switching between menu types in the upper left corner of the screen
-  Switches instead of  checkboxes in useful places
- Round corners, slightly changed colors for header, background, and borders in modal windows,
- Smaller graphical changes of the **Dashboard** views like no shadows around the small tiles and the new button  for full size view.

All these changes lead to a better user experience and a better handling of KLUSA. You will find details in the respective chapter of the modules, below.

1.2. More prominent place for "recently viewed" elements

We moved the "recently viewed" elements functionality (access to the ten last projects, pools, demands, and companies) to an icon  in the top right corner in the main bar.



1.3. Simplification of the project tree

On the first level of the project tree, there are now only icons for  projects and  programs. On the following levels, you can see  subprojects (created from a work package),  subordinated projects (assigned on the **Project Attributes** tab), and  variants (in a  container). Thus, you don't need to learn about the meaning of different icons including different combinations of elements.



Also, KLUSA is not showing anymore the archived **Projects** or **Demands** in the tree as they could not be displayed in the respective workspace.

1.4. Improvement of filter clearing

For a better distinguishing and unification of the different possibilities to clear filter settings or contents, we changed the respective icons:

- In drop-down menus, settings dialogs, and toolbars, KLUSA uses a red **X** icon
- In quick search field and in cells KLUSA uses a black **X** icon
- Clicking the **X** in a text field not only deletes the text in the quick search field, but also clears filter and refreshes the tree.
- The  icon is still used to delete complete filters (in the  **Filter** menu) or to remove single criterions in composed filters of the modal **Edit Filter** dialog

1.5. Improvement when changing cell content



For a better usability and user experience, we improve the behavior of changing cell content when editing tables. Different possible actions are now subsumed under the  button that appears when hovering over an editable cell and opens a respective drop-down menu. We will subsequently change existing context-sensitive solution with this  button including drop-down menu and thus unify access to KLUSA actions.

1.6. Unification of open/close sections controls

For a better user experience and recall value, we unified the open/close sections controls of the following pages:

- DEMANDS/**General**/Metatags
- DEMANDS/**General**/Notes
- DEMANDS/**Team**/Team
- PROJECTS/**General**/Metatags
- PROJECTS/**General**/Notes
- PROJECTS/**Team**/Team
- RESOURCES/**General**/Metatags
- RESOURCES/**General**/Notes
- RESOURCES/**Team**/Team
- COMPANIES/**General**/Notes
- COMPANIES/**Team**/Team

1.7. Optimization of information and warning messages

We optimized the relation and coloring of font and background colors for information and warning messages that are either fix in the workspace or interactive as tooltips. Also, for **light blue information lines**, we implemented a  button to reduce the text to an  information button.

1.8. Renaming with change requests

For reasons of better understanding, we have replaced the label **Subject** with **Topic** for all change requests. This affects the views:

- PROJECTS **Change Requests**
- MYKLUSA **My Overview My Change Requests**
- MANAGEMENT **Approval Management**

1.9. Changed behavior when double-clicking column separator

We the changed the current behavior i. e. when double-clicking the column separator |, the column width adapts to the content to additionally adapt to the content and also the column header - depending on which is wider.

1.10. Improved information about week

In tables where the timeline is set to week(ly), we improved the information about the displayed week with tooltips; this way it is easier to decide which week is displayed and view the date the week starts with (including weekday).

1.11. Stored timeframe

The selected timeframe in the **Resource Analysis** index tab is now stored for the user session in the PROJECTS and RESOURCES modules.

1.12. Microsoft Excel export Project Effort with more project data

For better usability we enhanced the Microsoft Excel export **Project Effort** by the following columns:

- Project Plan Start
- Project Plan End
- Project Actual Start
- Project Actual End
- Project Status
- Project Manager Last Name
- Project Manager First Name
- Project Manager E-mail
- Project Manager Department
- Project Manager Phone
- Project Manager Employee Number
- Folder Project
- Folder Project Code

This concerns the **PROJECTS** and **RESOURCES** modules.

2. MyKLUSA

2.1. My Overview

2.1.1. Changes to the Dashboard

KLUSA shows the **...** button for the full size view. The user can now click on a slice in the doughnut chart to directly open the full size view filtered to the respective attribute. A click on **Clear** removes this filter there. We replaced the former **Goto** button with [hyperlinks](#) in the full size view.

2.1.2. Changes to the Projects tile of the Dashboard

We implemented the two different modes **Rating** and **Time Deviation** that could be selected using the **Settings** dialog.

- The **Ratings** mode is default and shows the rating values in traffic light colors taken over from **PROJECTS General Project Attributes** index tabs of the respective projects.
- The **Time Deviation** mode shows the deviation values in traffic light colors taken over from the **Not assigned to work package** of the **PROJECTS Schedule GANTT Chart** index tabs of the respective projects.


The small tile of the **Dashboard** shows a doughnut chart including the slices according to the respective values and the overall number of projects in the middle. Clicking **...** here opens the full size view in a modal window.

The full size view displays a table containing details like Name, Code, Status, Rating, Time Deviation, Leading Portal, Last Approved Start / End as well as Plan Start / End. A click on the project [Name](#) opens the **PROJECTS General** view of the respective project.

3. Projects

3.1. Overview

3.1.1. New drop-down menu Mode

We introduced the new drop-down menu  **Mode**, to select if **Projects**, **Project templates**, **Process models** or **Archived projects** should be displayed in the **Overview**.

3.2. Filter for all children of a folder project

We implemented a new filter option in the project tree filter called **Belongs to Folder Project**. Here, the user can enter characters containing parts of the parent project's name.


3.3. Dashboard

3.3.1. Changes to the Dashboard

We implemented smaller graphical changes of the **Dashboard** views like no shadows around the small tiles and a new button for full size view.

3.4. Risks Opportunities **Changes Defects**

3.4.1. Insert ventures from other project

You can now insert ventures from another project or template using the respective menu item from the drop-down menu  **Add**. This helps adding ventures already used and proven to fit to the respective project.

3.4.2. Edit multiple risks and measures

When selecting several risks using mouse and **Shift** and/or **CTRL** keys, you can now edit multiple risks and measures. This helps editing existing risks and measures and comforts aligning risks and measures with identical attributes.

3.4.3. Refinement of reporting ventures

We refined the **Show/hide reporting <ventures>** functionality in the toolbar of the respective table views. The button is disabled now if there are no reporting <ventures> at all. Also, we implemented the **Show/hide reporting <ventures>** functionality with the same behavior in the **Measures** index tab.

3.5. Costs

For more convenience, we introduced a quick filter when selecting a material in the modal window **Material List** of the **Plan** index tab.


3.6. Change Requests

Change Requests with the status **Ready** now can only be deleted by users having the right **Project Change Requests Decision**. See also New rights.

3.6.1. Index tab Dates renamed

For better clarity, we renamed the index tab **Dates** to **Project Dates**.

3.7. Variants

For a better usability and user experience, we removed the  Goto button and now show variants as clickable links in PROJECTS/**Variants**.

3.8. Exports

3.8.1. Sorting in costs exports

Cost records (names, codes, dates) are now displayed ascending in their respective columns.

4. Management

4.1. Overview

4.1.1. Changes to the Dashboard

We implemented smaller graphical changes of the **Dashboard** views like no shadows around the small tiles, a new button for full size view and a resized and centered information window.

5. Administration

5.1. Users & Groups

5.1.1. Work schedules

You can enter now additional vacation days for the selected user in the **Individual annual leave [PD]** field. The number of vacation days entered here, is added to the available vacation of the working time model.

6. Announcement of discontinuation

We discontinued the option **Only label** for the **Item explorer toolbar style** and for the **Workspace toolbar style** in **User options** as it isn't used at all. Users having selected this option will automatically be redirected to icons and labels.

7. Appendix

7.1. New rights

(Light grey = changed right; **Green** = customizing right; **red** = obsolete right)

Right	Scope	read	create	write	delete	Right Description
MyKLUSA Time Accounting Overview Finished Working Time	System	x		x		Allow to read/write the tab Finished Working Time
MyKLUSA Time Accounting Overview Time Recording Export to Excel	System			x		Gives the right to export the overview time recording information to Microsoft Excel and print-out time recording
Project Change Requests Set to Ready	Element			x		Can set a change request from draft to ready

Right	Scope	read	create	write	delete	Right Description
Project Time Accountings Closing	Element			x		Manage project time accounting closing date

Contact:

OPUS Business Solutions GmbH

Elsenheimerstraße 41

80687 Munich

Phone: +49 89 45229 100

info@klusa.com

www.klusa.com